

A.I.T.S-Rajampet-2018-19

New Boyanapalli
Rajampet- 516 126
Kadapa District

Balance Sheet

1-Apr-2018 to 31-Mar-2019

Liabilities		as at 31-Mar-2019	Assets		as at 31-Mar-2019
Current Liabilities		13,83,90,462.72	Capital Account		17,62,23,848.45
Provisions	10,50,66,424.40		College Development Fund	17,62,23,848.45	
Sundry Creditors	3,30,28,478.00		Fixed Assets		35,44,85,888.50
Fee Received in Advance From Students	2,95,560.32		Lab Equipment	2,40,64,308.00	
Branch / Divisions		49,20,78,534.13	Building	26,32,35,966.00	
A.E.T-Hostel-Aits Rjpt	38,491.00		Computers	1,39,21,362.00	
A.E.T Hyderabad-Aits Rjpt	11,75,227.00		Electrical Equipment	93,72,413.00	
A.E.T-Rajampet-Aits Rjpt	27,74,15,738.73		Furnitures & Fittings	1,21,88,137.50	
AITS Examination-Aits Rjpt	2,46,59,951.00		Generator	3,48,842.00	
AITS-Examination Hyderabad.AITS Rjpt	4,10,392.00		Library Books	34,25,393.00	
AITS - HYDERABAD.AITS Rjpt	17,71,76,257.50		Office Equipment	56,46,059.00	
AITS- Kadapa-Aits Rjpt	(-)7,94,780.00		Solar Plant	17,021.00	
AITS - TIRUPATI-Aits Rjpt	30,33,593.00		Vehicles	2,20,75,182.00	
Aits Transport Hyd.AITS Rjpt	49,25,602.00		Workshop Equipment	1,91,155.00	
Annamacharya-B.Ph-Aits Rjpt	(-)5,89,625.00		Current Assets		9,97,59,259.90
Annamacharya-P.G(M.B.A)-Aits Rjpt	(-)44,243.00		Deposits (Asset)	5,91,500.00	
Annamacharya-P.G(M.C.A)-Aits Rjpt	(-)5,43,814.10		Loans & Advances (Asset)	(-)1,85,217.50	
Annamacharya-Examination.AITS Rjpt	52,15,744.00		Sundry Debtors	8,99,83,922.16	
Suspense A/c			Cash-in-hand	23,100.00	
Excess of expenditure over income			Bank Accounts	93,84,671.25	
Opening Balance			Prepaid AMC	7,523.00	
Current Period	4,74,87,699.48		Prepaid Insurance	46,342.00	
Less: Transferred	4,74,87,699.48		Prepaid Subscription	8,41,876.00	
			TDS Receivable	65,543.00	
			Misc. Expenses (ASSET)		
Total		63,04,68,996.85	Total		63,04,68,996.85



For ANNAMACHARYA EDUCATIONAL TRUST

C. Sheshkala
SECRETARY

A.I.T.S-Rajampet-2018-19

New Boyanapalli
Rajampet- 516 126
Kadapa District

Income and Expenditure Statement

1-Apr-2018 to 31-Mar-2019

Particulars	1-Apr-2018 to 31-Mar-2019	Particulars	1-Apr-2018 to 31-Mar-2019
Indirect Expenses (Expenses (Indirect))	2,25,000.00	Indirect Incomes (Income (Indirect))	
<i>Donations and Contribution</i>	<u>2,25,000.00</u>	Examination Fee	8,82,996.40
Academic Expenses	14,24,39,129.20	<i>Gate Remuneration-Rjpt</i>	<u>11,157.00</u>
<i>Affiliation Fee</i>	26,500.00	<i>Tata Consulancy Services LTD- Rjpt</i>	<u>8,71,839.40</u>
<i>ATM-2019</i>	9,01,289.00	Interest on Fixed Deposits	3,17,221.68
<i>Chemical & Glassware</i>	2,00,000.00	<i>Interest on Deposits</i>	<u>3,17,221.68</u>
<i>E D I Grant Under D S T Nimat (EAC)</i>	72,802.00	Miscellaneous Income	10,78,767.40
<i>Engineering Education Awarness Programme</i>	7,500.00	<i>Internet Collections</i>	81,750.00
<i>Games & Sports</i>	5,36,079.00	<i>Lab Breakage</i>	2,470.00
<i>Graduation Day</i>	3,47,855.00	<i>Misc Income</i>	1,49,179.00
<i>Guest Lecturers</i>	5,26,309.00	<i>Other Collections</i>	5,22,814.90
<i>I B M Hackathon Work Shop</i>	2,24,768.00	<i>Other Deductions</i>	71,257.50
<i>ICT in Engineering Education Work Shop-RJPT</i>	(-)2,540.00	<i>Xerox Collections</i>	<u>2,51,296.00</u>
<i>Inspection Fee</i>	7,400.00	Placement Fee (Income)	60,33,900.00
<i>Internet Expenses</i>	17,16,829.00	<i>Placement Service Fee-Rjpt</i>	<u>60,33,900.00</u>
<i>JKC Registration Fee</i>	2,18,900.00	Tuition Fee	26,23,54,636.00
<i>Membership Fee</i>	10,000.00	<i>Lab Utility Fee</i>	81,85,900.00
<i>N S S Expenses</i>	4,695.00	<i>Library Utility Fee</i>	55,82,000.00
<i>Printing & Stationery</i>	13,31,148.00	<i>Tuition Fee Received</i>	<u>24,85,86,736.00</u>
<i>Prizes & Medals</i>	1,13,100.00		
<i>Processing Fee</i>	19,41,200.00		
<i>Project Work Mech. Dept</i>	11,229.00		
<i>Remuneration</i>	3,79,160.00		
<i>Research Scholors Styphend</i>	2,88,000.00		
<i>Seminar & Conference</i>	1,58,502.00		
<i>Seminar & Conference-Civil</i>	27,376.00		
<i>Seminar & Conference-C S E</i>	10,802.00		
<i>Seminar & Conference-E C E</i>	(-)7,128.00		
<i>Seminar & Conference-E E E</i>	17,253.00		
<i>Seminar & Conference H & S</i>	81,153.00		
<i>Seminar & Conference (IEEE)</i>	33,400.00		
<i>Seminar & Conference (IT)</i>	27,363.00		
<i>Seminar & Conference (MBA)</i>	14,297.00		
<i>Seminar & Conference (MCA)</i>	5,340.00		
<i>Seminar & Conference (ME)</i>	1,893.00		
<i>Skill Improvement Programme(Apssdc)</i>	5,105.00		
<i>SMS Usage Charges</i>	72.00		
<i>Staff Salaries (Non-Teaching)</i>	1,22,54,809.60		
<i>Staff Salaries (Teaching)</i>	12,05,08,222.60		
<i>Subscription</i>	4,38,446.00		
Administrative Expenses	2,30,78,828.00		
<i>Advertisement Charges</i>	32,68,393.00		
<i>Audit Fee</i>	6,23,900.00		
<i>Contingencies</i>	32,37,368.00		
<i>Cultural Activities</i>	5,37,530.00		
<i>Electricity Charges</i>	59,08,292.00		
<i>Fresher's Day Celebration</i>	31,440.00		

continued ...




C. Shashikala.
SECRETARY

A.I.T. S-Rajampet-2018-19

Income and Expenditure Statement : 1-Apr-2018 to 31-Mar-2019

Particulars	1-Apr-2018 to 31-Mar-2019	Particulars	1-Apr-2018 to 31-Mar-2019
Health Care Expenses	81,558.00		
Hospitality	8,28,553.00		
Insurance Charges	1,00,863.00		
Legal Expenditure	8,900.00		
Lodge Rent	1,09,241.00		
Petrol & Conveyance	37,662.00		
P.F Contribution	17,68,942.00		
Placement Expenses	7,21,948.00		
Postage & Telegram	1,14,667.00		
Professional Fee	16,97,330.00		
Rates & Taxes	15,020.00		
Sanitary Expenses	20,10,501.00		
Telephone Charges	3,21,320.00		
Transport Charges	1,45,799.00		
Travelling Expenses	13,71,815.00		
Vehicle Hire Charges	54,681.00		
Women's Day Celebrations	83,105.00		
Depreciation	4,86,68,754.00		
Depreciation	4,85,68,754.00		
Financial Charges	24,682.80		
Bank Charges	24,682.80		
Maintenance Charges	87,43,428.00		
A M C Charges	21,294.00		
Diesel	6,74,369.00		
Guest House Maintenance	96,385.00		
Lab Contingencies (Chemistry)	85,781.00		
Lab Contingencies (Civil)	7,969.00		
Lab Contingencies (E C E)	1,37,472.00		
Lab Contingencies (EEE)	79,497.00		
Lab Contingencies (Mech)	3,26,697.00		
Lab Contingencies (Physics)	20,532.00		
Lab Maintenance	19,37,733.00		
Repairs & Maintenance- Building	16,00,240.00		
Repairs & Maintenance-Computers	1,36,563.00		
Repairs & Maintenance (Electrical)	3,91,062.00		
Repairs & Maintenance-Furniture	67,646.00		
Repairs & Maintenance-Generator	2,43,321.00		
Security Charges	19,49,250.00		
Vehicle Maintenance	9,18,260.00		
Xerox Machine Maintenance	49,357.00		
Excess of income over expenditure	4,74,87,699.48		
Total	27,06,67,521.48	Total	27,06,67,521.48




For ANANAMACHARYA EDUCATIONAL TRUST

C. Shashikala.
SECRETARY

A.I.T.S-Rajampet-2018-19

Particulars	₹
Provisions	
Alumni Association-RJPT	87,283.00
A P S S D C Auto Cad F & A Course	70,500.00
A P S S D C U I F Programme	(80,882.00)
APSSDC (VIC)	(100,000.00)
Audit Fee Payable	450,000.00
Canteen Electricity Charges	8,500.00
Cultural Activities Payable	450,000.00
D S T Research Project Grant	432,392.00
D S T Research Project Grant Payable	24,550.00
E D C Programme (AICTE)	129,295.00
Grant From AICTE (H & S)	543,451.00
Hostel Rent Recoveries	20,000.00
ICSSR, NEW DELHI(MBA SEMINAR GRANT	10,000.00
I E I Grant , R & D Project	3,755.00
IEI Seminar Grant	666.00
I I T -Bombay(Wict-2017)	12,000.00
ISTE Member Ship Fee	(3,072.00)
JNTU Infra & Recognition Fee	22,682,800.00
JNTU Sports Fee	4,184,959.00
Lic Payable	364,047.50
NSS Collections-Rjpt	152,023.00
Outstanding Expenses	624,552.00
Play Ground Maintenance Payable	850,500.00
PMKVYTI, AICTE, NEWDELHI	250,551.00
Professional Fee Payable	300,000.00
Professional Tax Payable	58,650.00
Property Tax Payable	1,857,388.00
Provision for Gratuity	19,880,499.00
Reasearch Schlor Payable	54,000.00
Salaries Payable	46,587,626.90
Seminars Payable	400,000.00
Tds on Advertisement	277.00
TDS on Contractors	769.00
TDS on Printing & Stationery	172.00
TDS on Professional Fee	51,018.00
TDS on Salaries	356,779.00
TDS on Security Charges	1,915.00
TDS on Services	30,000.00
Travelling Exp Payable	950,000.00
TSDI -APSSDC - AITS	232,496.00
Uqc Research Grant(Civil Dept)	2,636,964.00
Vehicle Hire Charges Payable	250,000.00
Womens Day Celebrations Payable	250,000.00
	105,066,424.40
Sundry Creditors	
ABC FIRE SYSTEM	5,696.00
Adg I/c, Publications Division, Ministry of Informati	(230.00)
Ait Solutions	945,600.00
Avitronics Projection Pvt Ltd	82,529.00
Blue Star Limited	(53,432.00)
Bookionic -R	11,098,649.00
Bros Scientific	112,694.00
B.S. Pyromatic India (P) Ltd	21,825.00
Cocubes Technologies Pvt Ltd	(43,149.00)



e-*Shashikala*
Rajampet

Competition Review Pvt Ltd, New Delhi	(755.00)
Consortium of E Learning Networks Pvt Ltd	7,900.00
Costuco Services LLP	15,525.00
D.T. Media & Entertainment Pvt. Ltd.	(1,700.00)
Editor, Yojana-Telugu, Hyd	(230.00)
Employment News, Govt-of India New Delhi	(530.00)
Enkay Enterprises-R	144,688.00
Essar Enterprises Power Solutions-R	490,160.00
Excellent Innovative Equipment Pvt Ltd-R	127,794.00
Frax Electro Systems-R	(51,556.00)
Hi-Q Test Equipement Pvt. Ltd.	4,585.00
I C F A I A/c I U P	11,000.00
I E T E , NEW DELHI	3,150.00
Indian National Science Academy, New Delhi	1,900.00
INFLIBNET-NLIST	(5,900.00)
ITTA Instruments & Systems	(41,563.00)
KNB Sales Corporation	(50,000.00)
Kriatec Services Private Limited	(35,400.00)
Living Media India Limited, Delhi	(2,599.00)
Mahadev Scientifics	200,000.00
Mahammad Sadiq.S.ACs Mechanic.	(50,000.00)
MTAB Engineers Pvt. Ltd.	(44,585.00)
Mukesh Babu P-RJPT	23,690.00
N R Gowthami Reddy (Civil Dept)	500,000.00
Orell Software Solutions Pvt Ltd	(23,600.00)
Out Look Publishing India Pvt Ltd, New*Delhi	(2,499.00)
Pathfinder Publications Private Limited	(549.00)
Pavanasuta Renewable Energy Pvt.Ltd.	(2,000,000.00)
Railtel Corporation of India Ltd	(33,046.00)
Raman Machinery Corporation	(13,062.00)
Ravindra Raju.A- Gravel	1,742,300.00
Readers Digest, New Delhi	(711.00)
Rishi Enterprises, Kadapa	600.00
Sanbay Networks Pvt Ltd	2,072,400.00
Secretary, Sahithya Academy	500.00
Shambhavi Enterprises	1,132,846.00
Sham Kumar(Tech Fluent)	(16,000.00)
Sivaprasad.P (Siva Dance)	(10,000.00)
Sivasankar Agencies - PVC	290,400.00
SLV Power Susters	315,500.00
Sree Technology of India	(28,534.00)
Sri Bhavani Sree Enterprises-R	164,953.00
Sri Durga Earth Movers - JCB	853,100.00
Sri Gowri Sankar Printers-R	9,275.00
Sri Lakshmi Narasimha Hardware & Paints	4,789,412.00
Sri Lakshmi Venkateswara Nursery	4,708,966.00
Srinivasa Furniture-R	488,600.00
Sri Sivasai Suppliers - Metal	768,000.00
Sri Venkateswara Stone Crushers-R	1,544,000.00
Sri Vinyaka Nursery - R	655,700.00
SSB Enterprises-Rjpt	36,786.00
Structural Engeneering Research Centre-Chennai	(2,000.00)
Sulochana A Sand-R	891,655.00
THG Pblishing Private Limited.-R	(1,250.00)
Vinor Laboratories Pvt Ltd-R	655,180.00
Young Sports India-R	910,540.00
Young Wood-R	(286,740.00)
	33,028,478.00



CHARTERED ACCOUNTANTS

C. Shashikala
SENIOR

Deposits (Asset)	
Electricity Deposit	564,650.00
Gas Deposit	7,650.00
Rent Deposit	14,400.00
Telephone Deposit	4,800.00
	591,500.00
Loans & Advances (Asset)	
AITs- Alumin Association	54,412.50
Balachennaiah P (E E E)	(20,000.00)
Baladasta Giri N (Asst.Prof.E C E Dept)	(1,500.00)
Bala Nagendra Prasad B	10,000.00
Baya Reddy L Asst.Prof.EEE Dept	(40.00)
British Council Programme	21,217.00
Dastagiri M Asst. Prof. in ME	800.00
Dr.A Hemanth Kumar. Prof Mech Dept	1,201.00
Dr.C H Nagaraju,Hod ECE Dept	923.00
Dr.D.KrishnaMhan Raju(Mech Dept)	(117.00)
Dr.N.Mallikarjuna Rao.HOD MCA Dept	55,000.00
Dr.Obulapathi L H&S Dept	200.00
Dr.S.Hari Nath Reddy.H & S Dept.	185.00
Dr.Y.Sreeramulu,Hod,Civil Dept	(292,984.00)
Guest House Advance	9,520.00
Madhava Reddy.N.Civil Dept.	50.00
Maruthi Prasad M Mech. Dept.	376.00
Naresh Kumar T ,Asst.Prof.Civil Dept	(40,000.00)
Professor M. Subba Rao.HOD Dept of IT	10.00
Raghu Ramulu M.- Supervisor	180.00
Ramanjaneyulu.B.Research Scholar	430.00
Ramudu.K.Asst.Prof ECE Dept.	(71.00)
Seetharam P (Computer Centre)	850.00
Sreenivasa Rao.K	(960.00)
Sreenivasulu Reddy P,Jr.Asst,Office	100.00
Surendra Raju B,Staff	15,000.00
	(185,217.50)
Sundry Debtors	
Students	(2,615,489.50)
Students 2014-18 CIVIL	144,132.00
Students 2014-18 CSE	426,444.00
Students 2014-18 ECE	107,632.00
Students 2014-18 EEE	477,936.00
Students 2014-18 IT	4,350.00
STUDENTS 2014-18 MEC	153,938.00
Students 2015-17 MBA	96,643.00
Students 2015-17 MBA-2	(29,100.00)
Students 2015-17 M.Tech(CSE)	57,000.00
Students 2015-17 M.Tech(DECS)	(5,100.00)
Students 2015-17 M.Tech(EPE)	(6,800.00)
Students 2015-17 M.Tech(EPS)	(150.00)
Students2015-17 M.Tech(MD)	(5,850.00)
Students 2015-17 M.Tech(SE)	(3,648.00)
Students 2015-17 M.Tech (VLSI)	28,501.00
Students 2015-18 MCA	67,620.00
Students 2015-19 Civil	3,774,351.75
Students 2015-19 CSE	1,973,858.00



FOR OFFICIAL USE ONLY

C - Sheela Kula.

SECRET

Students 2015-19 CSE-2	1,025,184.00
Students 2015-19 ECE	4,434,430.25
Students 2015-19ECE-2	872,310.00
Students 2015-19 EEE	4,389,890.00
Students 2015-19 EEE-2	1,143,505.00
Students 2015-19 IT	826,306.00
Students 2015-19 ME	3,879,578.00
Students 2015-19 ME-2	942,200.00
Students2016-18 MBA	316,675.00
Students2016-18 MBA Shift-2	297,068.00
Students 2016-18M.Tech(CSE-1)	56,900.00
Students2016-18M.Tech(CSE-2)	(100.00)
Students 2016-18M.Tech(DECS-1)	21,050.00
Students 2016-18 M.Tech (EPS-1)	(4,900.00)
Students 2016-18 M.Tech ESS-1	89,650.00
Students 2016-18M.Tech(ESS-2)	79,751.00
Students 2016-18 M.Tech(SE)	25,200.00
Students 2016-19 MCA	549,403.00
Students 2016-20 Civil	3,139,017.00
Students 2016-20 CSE	2,813,964.00
Students 2016-20 CSE-2	1,491,365.00
Students 2016-20 ECE	3,881,166.85
Students 2016-20 ECE-2	1,491,727.90
Students2016-20 EEE	4,333,179.00
Students 2016-20 EEE-2	616,395.00
Students 2016-20 IT	2,162,509.00
Students 2016-20 MEC	2,364,063.00
Students 2016-20 MEC-2	338,103.00
Students 2016 M.Tech(EPE)	57,002.00
Students2017-18 Phd Research	(25,000.00)
Students 2017-19 MBA	1,512,800.00
Students 2017-19 MBA-2	1,628,100.00
Students 2017-19 M.Tech(CSE)	207,800.00
Students 2017-19 M.Tech(EPS)	52,750.00
Students 2017-19 M.Tech(ESS)	142,500.00
Students 2017-19 M.Tech(MD)	134,850.00
Students (2017-19)M.Tech(SE)	331,850.00
Students 2017-19 M.Tech(VLSI)	(2,150.00)
Students 2017-20 MCA	1,028,926.00
Students 2017-21 Civil	2,958,878.00
Students 2017-21 CSE	3,839,868.00
Students 2017-21 CSE-2	1,068,610.00
Students 2017-21ECE	3,883,416.00
Students 2017-21 ECE-2	1,312,798.00
Students 2017-21 EEE	3,313,272.00
Students 2017-21 EEE-2	291,200.00
Students 2017-21 MEC	3,423,239.00
Students 2017-21MEC-2	373,750.00




CHARTERED ACCOUNTANTS

C. Shashikala

10/11/21

Students 2018-20 MBA	692,900.00
Students 2018-20 MBA-2	1,477,550.00
Students 2018-20 M.Tech CSE	114,000.00
Students 2018-20 M.Tech EPE	97,950.00
Students 2018-20 M.Tech Ess	89,650.00
Students 2018-20 M.Tech SE	321,800.00
Students 2018-20 M.Tech VLSI	93,800.00
Students 2018-21 MCA	106,000.00
Students 2018-22 Civil	1,880,814.00
Students 2018-22 CSE	2,894,886.00
Students 2018-22 CSE-2	991,885.00
Students 2018-22(ECE)	3,405,654.90
Students 2018-22 ECE-2	1,071,124.00
Students 2018-22 EEE	1,962,527.00
Students 2018-22 EEE-2	157,500.00
Students 2018-22 ME	1,886,864.00
Students 2018-22 ME-2	(43,100.00)
Students 2018-23 MCA	(31,200.00)
Studnets 2018-20 M.Tech EPS	57,000.00
	88,983,922.15
Bank Accounts	
Aits-Ugc Research Grant(Civil Dept)-176310100057412	178,436.00
Andhra Bank A/c-176310100000229	1,484,048.45
Andhra Bank A/C No.176310100000238	1,900,666.00
Andhra Bank Aits-Aicte Grants A/c 17631010000256	1,634,277.00
Andhra Bank AITS-AICTE/UGC GrantA/c:25529	15,385.00
Andhra Bank-Aits-DSTRP-Grant A/C 2718	275,495.00
Andhra Bank Aits-Spot Centre A/c 10110100000274	79,728.70
Andhra Bank - AITS - TSDI A/C No.1763101000069198	196,385.50
Andhra Bank EDP Cell A/c.176310100000283	2,245.50
Andhra Bank NSS A/c:176310100000265	118,442.50
Andhra Bank Placement A/c176310100007505	3,195,415.78
Andhra Bank SC Sch-662	262,386.50
Axis Bank AITS IEEE ICACT A/c:912010037499463	41,346.32
S.B.H A/c No.62022786972	413.00
	9,384,671.25




For ANNAMACHARYA EDUCATIONAL TRUST

C - Chashikala
SECRETARY

14815118.115

FIXED ASSETS:

Sl. No.	Name of the Assets	W.D.V. As on 01.04.2018	Additions during the year		Deductions	Total as on 31.3.2019	Rate %	Depreciation For the Year	W.D.V. As on 31.3.2019
			More than six months	Less than six months					
1	Computers	6,916,061	9,428,717	4,261,947	-	20,606,725	40%	6,685,363	13,921,362
2	Electrical Equipment	8,957,190	1,293,410	712,868	-	10,963,468	15%	1,591,055	9,372,413
3	Furniture & Fittings	11,820,991	648,321	1,016,638	-	13,485,950	10%	1,297,763	12,188,187
4	Generator	410,402	-	-	-	410,402	15%	61,560	348,842
5	Lab Equipment	22,361,513	2,613,859	3,065,123	-	28,040,495	15%	3,976,190	24,064,305
6	Library Books	2,378,743	3,329,312	700	-	5,708,755	40%	2,283,362	3,425,393
7	Office Equipment	3,136,418	476,673	2,783,710	-	6,396,801	15%	750,742	5,646,059
8	Workshop Equipment	224,892	-	-	-	224,892	15%	33,734	191,158
9	Solar Plant	28,368	-	-	-	28,368	40%	11,347	17,021
10	Buildings	270,103,771	218,589	20,995,623	-	291,317,983	10%	28,082,017	263,235,966
11	Vehicles	24,620,060	1,890,523	-	539,780	25,970,803	15%	3,895,620	22,075,183
	GRAND TOTAL	350,958,409	19,899,404	32,836,609	539,780	403,154,642		48,668,754	354,485,888



For ANNAMACHARYA EDUCATIONAL TRUST

C. Sheshkala
SECRETARY